



INTELEX
TRAINING

INTELEX

Course Catalogue & Learning Paths Guide

Version 15
November 2025



Guidance While Reviewing This Document

- Review the information based on a desired path or as a catalogue, whichever works best for you and your organization's needs
- Each page will outline the type of training, the recommended audience type, the duration, what you can expect from the training experience, the key learning objectives, and a knowledge check section to help you determine if a course is right for you
- Questions or requests can be raised to your Customer Success Manager or Account Executive
- More detailed course summaries and agendas are available for all platform courses upon request.
- Configured Application training experiences are best supported by scoping calls (with an Intellex Training Specialist); this training type can be more customizable to suit your needs)
- Courses names are linked to further course details within this document



Interacting with below Learning Paths:

Within this document, we offer four distinct learning paths, each tailored to specific learning objectives:

Path 1

I'm New Here
(NEW)

Path 2

Data-Focused
(DATA)

Path 3

Administration
Plus
(Admin+)

Path 4

Configuration
Focused
(CONFIG)

Click one of the paths above to view a detailed roadmap of any learning path.

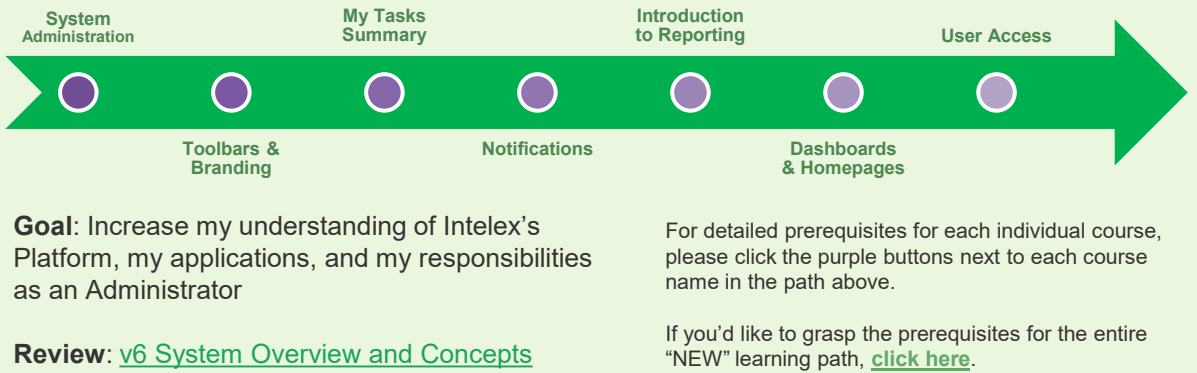
Each of these paths aligns with a clear goal, designed to guide users toward their desired proficiency within the **INTELEX platform**.

Below, you will find a curated selection of courses mapped to each goal, ensuring that users can meet their learning requirements and ultimately achieve their objectives



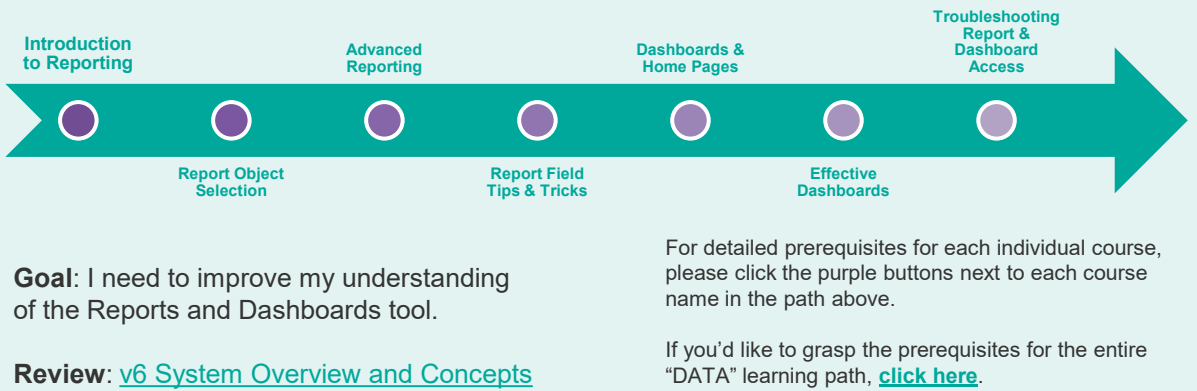
PATH 1

(I'm New Here!)



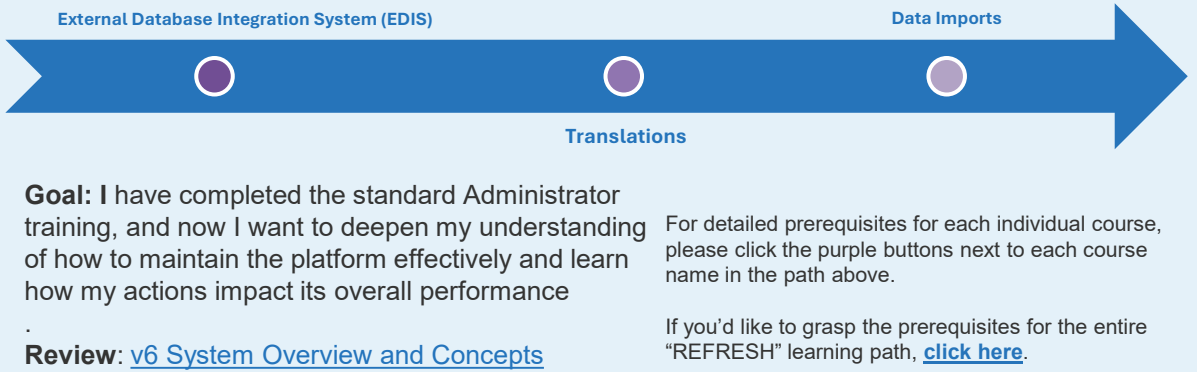
PATH 2

(Data-Focused)



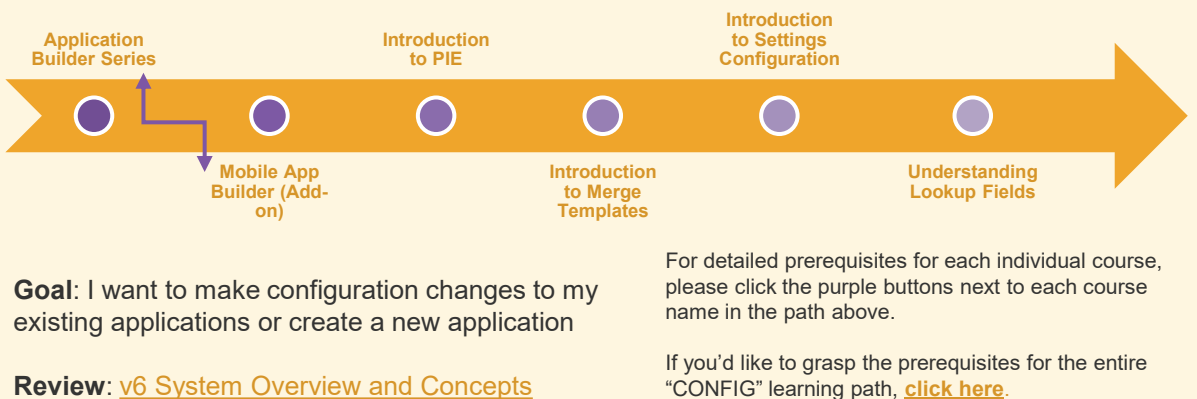
PATH 3

(Admin+)



PATH 4

(Configuration)



Quick Links to Course Information:

1. [V6 System Overview & Concepts \(Free\)](#)
2. [V6 System Administration One](#)
3. [V6 System Administration Two](#)
4. [V6 Toolbars & Branding](#)
5. [V6 My Tasks Summary](#)
6. [V6 Notifications](#)
7. [V6 User Access](#)
8. [V6 Introduction to Reporting](#)
9. [V6 Advanced Reporting](#)
10. [V6 Dashboards & Home Pages](#)
11. [V6 Effective Dashboards](#)
12. [V6 Data Widget Overview & Interaction](#)
13. [V6 Dashboard Slicers Overview & Interaction](#)
14. [V6 Report Object Selection](#)
15. [V6 Report Field Tips & Tricks](#)
16. [V6 Troubleshooting Report & Dashboard Access](#)
17. [V6 Application Builder Series](#)
18. [V6 Mobile Application Builder \(Add-On\)](#)
19. [V6 Introduction to Settings Configuration](#)
20. [V6 Introduction to PIE](#)
21. [V6 Introduction to Merge Templates](#)
22. [V6 Understanding Lookup Fields](#)
23. [V6 Application Training](#)
24. [V6 EHS Incident Management: The Body Map](#)
25. [V6 External Database Integration System \(EDIS\) – NEW!](#)
26. [V6 Translations – NEW!](#)
27. [V6 Data Imports – NEW!](#)

V6 System Overview & Concepts

Type: Reference Videos

Audience: System Administrators

Duration: 6 short videos (approx. 10 minutes each)

Access: <http://go.intelx.com/intelx-system-intro>

[Please click here to review prerequisites of this course.](#)

Key Learning Objectives:

1. Understand key Intelx Terminology
2. Review Intelx core features
3. Increase readiness to maximize subsequent training experiences

Knowledge Check! Can you confidently finish the sentence “I can” using the phrases below?

- Master all essential terminology related to Location Structure, Employees, and Users.
- Articulate a comprehensive understanding of how the Location Structure enhances organizational data accessibility on the platform.

If 1 or more of these are left unchecked, consider purchasing V6 System Administrator One training. The items covered in this course are essential for Intelx System Administrators to understand to keep their Systems running smoothly and efficiently.



V6 System Administration One

Type: Platform

Audience: System Administrators

Duration: 2 Hours

[Please click here to review prerequisites of this course.](#)

Training Experience:

Training Planning Call (sold per Training Engagement)

- PPTX in editable format (Standard)
- Interactive training session delivered by an Intelix Training Specialist
- Recording of the session (remote-only)

Key Learning Objectives:

- Add and modify new and existing locations in your Intelix system
- Add and modify new and existing employees in your Intelix system
- Assign User Access and user credentials to employees

Knowledge Check! Can you confidently finish the sentence “I can” using the phrases below?

- Manually add a new location to my location structure
- Edit existing location records (address changes, archiving, etc.)
- Manually add a new employee to my Intelix System
- Give an employee user access
- Assign the user to the correct license-type, logon location, security groups, and location roles based on what the user needs to do and see in the System

If 1 or more of these are left unchecked, consider purchasing V6 System Administrator One training. The items covered in this course are essential for Intelix System Administrators to understand to keep their Systems running smoothly and efficiently.

V6 System Administration Two

Type: Platform

Audience: System Administrators

Duration: 2 Hours

[Please click here to review prerequisites of this course.](#)

Training Experience:

- Training Planning Call (sold per Training Engagement)
- PPTX in editable format (Standard)
- Interactive training session delivered by an Intelex Training Specialist
- Recording of the session (remote-only)

Key Learning Objectives:

- Create or modify notification templates
- Create or modify notification schedules
- Create or modify custom toolbars
- Manage custom bulletins
- Add or modify custom branding

Knowledge Check! Can you confidently finish the sentence “I can” using the phrases below?

- Locate notification templates in my Intelex System
- Create a brand-new notification template or make needed changes to existing ones
- Add upcoming or overdue schedules to my notification templates
- Validate / troubleshoot common issues with notifications (sending/receiving)
- Create toolbars and set them as the default for specific users or a sub-set of users based on their needs
- Create, delete, share, or un-share custom bulletins

- Identify which areas of my Intelex System can be branded and set color/logo preferences accordingly

If 1 or more of these are left unchecked, consider purchasing V6 System Administration Two training.



V6 Toolbars & Branding

Type: Platform

Audience: System Administrators

Duration: 2 Hours

[Please click here to review prerequisites of this course.](#)

Training Experience:

- Training Planning Call (sold per Training Engagement)
- PPTX in editable format (Standard)
- Interactive training session delivered by an Intelex Training Specialist
- Recording of the session (remote-only)

Key Learning Objectives:

- Understand toolbars: functionalities and customization options.
- Strategic integration of branding elements: logos, colors, and design.
- Practical insights and best practices for effective implementation.
- Gain expertise to personalize toolbars, boost productivity, and enhance brand presence on the Intelex platform.

Knowledge Check! Can you confidently finish the sentence “I can” using the phrases below?

- Identify the location of the Intelex toolbar(s)
- Identify the branding section within the Intelex platform
- Customize toolbars with the intention for the correct user
- Customize branding (logos, colors, and design)

If 1 or more of these are left unchecked, consider purchasing V6 Toolbars & Branding

V6 My Tasks Summary

Type: Platform

Audience: System Administrators

Duration: 1 Hours

[Please click here to review prerequisites of this course.](#)

Training Experience:

- Training Planning Call (sold per Training Engagement)
- PPTX in editable format (Standard)
- Interactive training session delivered by an Intellex Training Specialist
- Recording of the session (remote-only)

Key Learning Objectives:

1. Understand the purpose of the My Tasks Summary application.
2. Gain insights into the system administrator's perspective regarding the application.
3. Learn strategies to maximize supervisors' abilities in managing staff tasks effectively.
4. Familiarize yourself with the tools available within the My Tasks Summary application for efficient task management.
5. Develop skills in reassigning tasks seamlessly.

Knowledge Check! Can you confidently finish the sentence “I can” using the phrases below?

- Understand the purpose of the My Tasks Summary application
- Implement strategies to maximize supervisors' abilities in managing staff tasks effectively
- Utilize the tools available within the My Tasks Summary application for efficient task management.
- Seamlessly reassign tasks
- Understand the limitations associated with reassigning tasks

If 1 or more of these are left unchecked, consider purchasing V6 My Tasks Summary training

V6 Notifications

Type: Platform

Audience: System Administrators

Duration: 2 Hours

[Please click here to review prerequisites of this course.](#)

Training Experience:

- Training Planning Call (sold per Training Engagement)
- PPTX in editable format (Standard)
- Interactive training session delivered by an Intelix Training Specialist
- Recording of the session (remote-only)

Key Learning Objectives:

1. Improve user adoption with notification emails.
2. Create meaningful notification emails for tasks.
3. Understand different notification types.
4. Manage existing notifications.
5. Create new notifications.
6. Get familiar with configuration menus.

Knowledge Check! Can you confidently finish the sentence “I can” using the phrases below?

- Identify the location where notification templates are stored, updated, and created.
- Explain the difference between a scheduled-based notification and a workflow-based notification.
- Create a Scheduled Notification.
- Create a Workflow Notification.
- Change or disable a Scheduled and Workflow-based Notification.

If 1 or more of these are left unchecked, consider purchasing V6 Notifications Training

V6 User Access

Type: Platform

Audience: System Administrators

Duration: 2 Hours

[Please click here to review prerequisites of this course.](#)

Training Experience:

- Training Planning Call (sold per Training Engagement)
- PPTX in editable format (Standard)
- Interactive training session delivered by an Intelex Training Specialist
- Recording of the session (remote-only)

Key Learning Objectives:

- User Access Terminology
- Logon Location, License Type, Security Groups, Person Responsible
- How Access to Intelex is determined
- Four Layers of Intelex Access
- Groups and how they can be leveraged
- Security Groups vs. User Groups

Knowledge Check! Can you confidently finish the sentence “I can” using the phrases below?

- Understand the various layers of access and their roles.
- Confidently Grant App Access to Users
- Adjust visible data for a user based on their location access.
- Distinguish between being in an app security group and having individual responsibilities as a Person Responsible.
- Clearly understand the difference between security groups and user groups.

If 1 or more of these are left unchecked, consider purchasing V6 User Access training



V6 Introduction to Reporting

Type: Platform

Audience: System Administrators and/or Users who need to create Reports

Duration: 2 Hours

[Please click here to review prerequisites of this course.](#)

Training Experience:

- Training Planning Call (sold per Training Engagement)
- PPTX in editable format (Standard)
- Interactive training session delivered by an Intelx Training Specialist
- Recording of the session (remote-only)

Key Learning Objectives:

- Navigate the report inventory and report builder tool
- Understand Data Source options and considerations
- Create or modify a List Report, Matrix Report and modify a Chart
- Understand and set report sharing and security preferences

Knowledge Check! Can you confidently finish the sentence “I can” using the phrases below?

- Access, view, and export reports I've made or shared with me in Intelx.
- Choose the right data source for my needs.
- Expertly navigate the report builder tool.
- Create and adjust list reports with sorts, groupings, and filters.
- Create and edit matrix reports with summary functions.
- Design at least 1 chart-type report with drill-through and interactive legends.
- Share reports with relevant individuals.
- Explain report visibility and content restrictions.

If 1 or more of these are left unchecked, consider purchasing V6 Introduction to Reporting training.

V6 Advanced Reporting

Type: Platform

Audience: System Administrators and/or Users who are comfortable with the introductory reporting topics/concepts

Duration: 2 Hours

[Please click here to review prerequisites of this course.](#)

Training Experience:

- Training Planning Call (sold per Training Engagement) and PPTX in editable format (Standard)
- Interactive training session delivered by an Intelx Training Specialist
- Recording of the session (remote-only)

Key Learning Objectives:

1. Navigate and apply charting settings and review data sources
2. Create source reports and underlying data reports
3. Create or modify formula fields
4. Set and apply conditional formatting and join data sources

Knowledge Check! Can you confidently finish the sentence “I can” using the phrases below?

- Identify and use the available charting settings based on my desired data view type
- Confidently identify which data source types are best for each user
- Create and modify data widgets, including adding slicers (filters), from one or more data source(s) or leveraging existing reports
- Create and modify static widgets, including adding text, images, and links
- Add an existing widget to a new or multiple dashboards
- Anticipate how my shared widget will behave based on settings I’ve selected
- Confidently explain who can and can’t see my dashboard, and what they can see on the dashboard (widgets) and why

If 1 or more of these are left unchecked, consider purchasing V6 Advanced Reporting training.

V6 Report Object Selection

Type: Platform

Audience: System Administrators

Duration: 1 Hour

[Please click here to review prerequisites of this course.](#)

Training Experience:

- Training Planning Call (sold per Training Engagement) and PPTX in editable format (Standard)
- Interactive training session delivered by an Intelix Training Specialist
- Recording of the session (remote-only)

Key Learning Objectives:

- Understand the impact of an application's object structure on reporting.
- Learn to analyze and select appropriate objects for generating reports.
- Gain proficiency in investigating object structures, particularly in OOTB EHS Incident Management.
- Develop skills in dissecting object structures for reporting purposes in chosen applications.

Knowledge Check! Can you confidently finish the sentence “I can” using the phrases below?

- Identify the application name, objects, and fields of the applications I report on
- Select the object necessary to pull the correct fields for my report each time
- Understand how the object structure of my applications works, thus making the reporting process a seamless task in my role

If 1 or more of these are left unchecked, consider purchasing V6 Report Object Selection

V6 Report Field Trips & Tricks

Type: Platform

Audience: System Administrators

Duration: 1 Hour

[Please click here to review prerequisites of this course.](#)

Training Experience:

- Training Planning Call (sold per Training Engagement) and PPTX in editable format (Standard)
- Interactive training session delivered by an Intelix Training Specialist
- Recording of the session (remote-only)

Key Learning Objectives:

- Manage long data source field lists to locate the correct fields efficiently.
- Leverage special report building tools effectively for enhanced reporting.
- Troubleshoot issues related to fields to ensure report accuracy and integrity.

Knowledge Check! Can you confidently finish the sentence “I can” using the phrases below?

- Locate the correct field within my object to display the data I would like to convey
- Understand what to do if I see multiple instances of the same record within my report
- Drill through to locate the correct layer of fields

If 1 or more of these are left unchecked, consider purchasing V6 Report Field Tips & Tricks



V6 Troubleshooting Report & Dashboard Access

Type: Platform

Audience: System Administrators

Duration: 1 Hour

[Please click here to review prerequisites of this course.](#)

Training Experience:

- Training Planning Call (sold per Training Engagement) and PPTX in editable format (Standard)
- Interactive training session delivered by an Intelex Training Specialist
- Recording of the session (remote-only)

Key Learning Objectives:

- Gain confidence in troubleshooting access issues for reports and dashboards.
- Familiarize with various scenarios involving access issues.
- Learn methods to identify and resolve access problems effectively.
- Practice troubleshooting through hands-on exercises.
- Investigate and resolve three live examples in a test environment.
- Develop a comprehensive understanding of access issues impacting reports and dashboards.
- Acquire skills to support users encountering access problems.

Knowledge Check! Can you confidently finish the sentence “I can” using the phrases below?

- Confidently troubleshoot access issues to reports and dashboards
- Apply multiple methods to a Dashboard or Report issue when I encounter them

If 1 or more of these are left unchecked, consider purchasing V6 Troubleshooting Report & Dashboard Access

V6 Dashboards & Home Pages

Type: Platform

Audience: System Administrators


Duration: 2 Hours

[Please click here to review prerequisites of this course.](#)

Training Experience:

- Training Planning Call (sold per Training Engagement) and PPTX in editable format (Standard)
- Interactive training session delivered by an Intelix Training Specialist
- Recording of the session (remote-only)

Key Learning Objectives:

- Navigate the dashboard inventory and dashboard builder tool
 - Create or modify Data Widgets and Static Widgets
 - Use and understand Search Widget function and apply Widget sharing
 - Understand and set Dashboard sharing and security preferences
 - Create and assign a Home Page
- 

Knowledge Check! Can you confidently finish the sentence “I can” using the phrases below?

- Identify the application name, objects, and fields of the applications I report on
- Access, view, and export existing dashboards that I created or that are shared with me in Intelex
- Confidently navigate the dashboard builder tool, including the widget list, settings panel, and the icon toolbar
- Create and modify data widgets and static widgets, including adding slicers (filters), from one or more data source(s) or leveraging existing reports
- Add an existing widget to a new or multiple dashboards
- Anticipate how my shared widget will behave based on settings I’ve selected
- Confidently explain who can and can’t see my dashboard, and what they can see on the dashboard (widgets) and why
- List the available options and create a Home Page, along with assigning it to users

If 1 or more of these are left unchecked, consider purchasing V6 Dashboards & Home Pages



V6 Effective Dashboards

Type: Platform

Audience: System Administrators and/or Users who need to create Dashboards

Duration: 2 Hours

[Please click here to review prerequisites of this course.](#)

Training Experience:

- Training Planning Call (sold per Training Engagement)
- PPTX in editable format (Standard)
- Interactive training session delivered by an Intelix Training Specialist
- Recording of the session (remote-only)

Key Learning Objectives:

- Understanding how to design a user-centric dashboard that effectively communicates and maximizes data intake.
- Addressing common pitfalls in dashboard design and collaborating on best practices for a positive user experience .

Knowledge Check! Can you confidently finish the sentence “I can” using the phrases below?

- Use my skills to strategize and articulate dashboard objectives and select the appropriate tools.
- Use advanced features to create user-friendly dashboards for a seamless experience.
- Identify common pitfalls in dashboard design.
- Understand industry best practices for conveying the purpose and message of a dashboard effectively.

If 1 or more of these are left unchecked, consider purchasing Effective Dashboards training

V6 Data Widget Overview & Interaction

Type: Platform

Audience: System Administrators and/or Users who need to create Dashboards

Duration: 1 Hour

[Please click here to review prerequisites of this course.](#)

Training Experience:

- Training Planning Call (sold per Training Engagement)
- PPTX in editable format (Standard)
- Interactive training session delivered by an Intelx Training Specialist
- Recording of the session (remote-only)

Key Learning Objectives:

- Understand data widget development terminology and navigation.
- Gain a clear understanding of the use cases for data widget utilization.
- Explore various types of data widgets.
- Live interaction and development of data widgets within a dashboard.

Knowledge Check! Can you confidently finish the sentence “I can” using the phrases below?

- Navigate to the Dashboards tab and create a dashboard that houses multiple widget types.
- Locate where data widget options are stored and have a clear understanding of the correct widget type to select based on my data communication need.
- Identify the difference between developing a data widget and creating a report in the Report Builder Interface.
- Confidently manage my data widgets after creation.

If 1 or more of these are left unchecked, consider purchasing Data Widget training

V6 Dashboards Slicers Overview & Interaction

Type: Platform

Audience: System Administrators and/or Users who need to create Dashboards

Duration: 1 Hour

[Please click here to review prerequisites of this course.](#)

Training Experience:

- Training Planning Call (sold per Training Engagement)
- PPTX in editable format (Standard)
- Interactive training session delivered by an InteleX Training Specialist
- Recording of the session (remote-only)

Key Learning Objectives:

- Understand Slicer development terminology and navigation.
- Gain a clear understanding of the use cases for slicer utilization.
- Explore many ways slicers can serve as an intuitive front-end filter.
- Live interaction and development of slicers within a dashboard filter.

Knowledge Check! Can you confidently finish the sentence “I can” using the phrases below?

- Navigate to the Dashboards tab and create a dashboard that houses multiple slicers.
- Confidently locate the field I would like to filter my data widget by.
- Easily select the data widget(s) I would like my slicer to interact with.
- Use best practices to ensure that my end users understand how to use the slicers with a user-centric dashboard design in mind
- Manage my slicers after creation

If 1 or more of these are left unchecked, consider purchasing Slicer training.

V6 Application Builder Series

Type: Platform

Audience: System Administrators


Duration: 2 Hours each (5-part series)

[Please click here to review prerequisites of this course.](#)

Training Experience: Highlights: Training Planning Call (sold per Training Engagement)

- PPTX in editable format (Standard)
- Interactive training session delivered by an Intelix Training Specialist (5-part series)
- Recording of the session (remote-only)

Key Learning Objectives:

- Navigate the Application Configuration tool
 - Create or modify applications, objects, fields, and/or tabs
 - Create or modify views (detail and inventory)
 - Create or modify workflows and/or workflow-based notifications
 - Create and set user groups and associated permissions
 - Create or modify advanced configuration settings (source code, business rules, view actions, action handlers)
- 
- Two large, light blue circles are positioned at the bottom of the page. The circle on the left is smaller and fully visible. The circle on the right is larger and partially cut off by the right edge of the page.

Knowledge Check! Can you confidently finish the sentence “I can” using the phrases below?

- Confidently use Intelex Application Configuration concepts and terminology
- Make configuration changes to include or remove fields or look-up values
- Add new workflow-based notifications, including adding them to the workflow and setting who the recipients will be
- Change how my views are laid out and formatted (ex. the order in which the fields appear)
- Include stage containers to my views to show/hide various elements Include logic to drive data integrity (ex. record cannot be created in the past)
- Leverage view actions to show or hide fields based on data entries
- Create my own simple application from start to finish, with a workflow and security
* (note: an additional license is required to build your own applications in Intelex)

If 1 or more of these are left unchecked, consider purchasing the V6 Application Builder Series



V6 Mobile Application Builder (Add-On)

Type: Platform

Audience: System Administrators

Duration: 2 Hours

[Please click here to review prerequisites of this course.](#)

Training Experience:

- Training Planning Call (sold per Training Engagement)
- PPTX in editable format (Standard)
- Interactive training session delivered by an Intelix Training Specialist
- Recording of the session (remote-only)

Key Learning Objectives:

- Enable an existing browser application for Mobile use
- Understand how source code needs to be modified for Mobile use
- Understand how security needs to be modified for Mobile use

Knowledge Check! Can you confidently finish the sentence “I can” using the phrases below?

- Modify mobile source code to only include relevant stages/fields
- Modify dropdowns for quick and easy access
- Update workflow to include mobile options
- Understand the limits of mobile configuration vs browser configuration
- Understand the best practices for how/when mobile should be used for an application
- Set mobile security permission

If 1 or more of these are left unchecked, consider purchasing the V6 Mobile Application Builder (Add-On).

V6 Introduction to Settings Configuration

Type: Platform

Audience: System Administrators

Duration: 2 Hours

[Please click here to review prerequisites of this course.](#)

Training Experience:

- Training Planning Call (sold per Training Engagement)
- PPTX in editable format (Standard)
- Interactive training session delivered by an InteleX Training Specialist
- Recording of the session (remote-only)

Key Learning Objectives:

- Creating a Settings tab in an application with secure tab setup and menu configuration.
- Adding relation and lookup field libraries, including recommended methods for each.
- Granting modify access to lookup value lists for multiple security groups.
- Enabling the inactivate function for relation field libraries to enhance maintenance capabilities.

Knowledge Check! Can you confidently finish the sentence “I can” using the phrases below?

- Understand the benefits of utilizing a Setting Tab within an application
- Create Settings tab within an application
- Configuring menus with relation and lookup field libraries
- Establish and assign security surrounding Setting Tab
- Comfortably maintain Settings Tab

If 1 or more of these are left unchecked, consider purchasing the V6 Introduction to Settings Configuration.

V6 Introduction to Merge Templates

Type: Platform

Audience: System Administrators

Duration: 2 Hours

[Please click here to review prerequisites of this course.](#)

Training Experience:

- Training Planning Call (sold per Training Engagement)
- PPTX in editable format (Standard)
- Interactive training session delivered by an Intelix Training Specialist
- Recording of the session (remote-only)

Key Learning Objectives:

- Understand the intended purpose of a Merge Template
- Outline and interact with steps involved in the development of a Merge Template
- Clear understanding of security capabilities in the development and utilization of a Merge Template

Knowledge Check! Can you confidently finish the sentence “I can” using the phrases below?

- Explain why a Merge Template would be used
- Navigate to where a Merge Template would be located
- Develop a Merge Template
- Understand the security capabilities of a Merge Template
- Understand the terminology used in the development and maintenance processes of a Merge Template

If 1 or more of these are left unchecked, consider purchasing Merge Template training.

V6 Introduction to PIE

Type: Platform

Audience: System Administrators

Duration: 2 Hours

[Please click here to review prerequisites of this course.](#)

Training Experience:

- Training Planning Call (sold per Training Engagement)
- PPTX in editable format (Standard)
- Interactive training session delivered by an Intelx Training Specialist
- Recording of the session (remote-only)

Key Learning Objectives:

- Understand the intended purpose of PIE
- Outline and interact with steps involved in enabling Package Designer/Installer
- Outline and interact with steps involved in Package development
- Outline and interact with steps involved in Installing Package
- Clear understanding of security capabilities in the development and utilization of a PIE

Knowledge Check! Can you confidently finish the sentence “I can” using the phrases below?

- Explain why PIE would be used
- Create a PIE Package
- Install a PIE Package
- Understand the security capabilities of PIE
- Understand the terminology used in the development and maintenance processes of PIE

If 1 or more of these are left unchecked, consider purchasing PIE training.

V6 Understanding Lookup Fields

Type: Platform

Audience: System Administrators

Duration: 1 Hour

[Please click here to review prerequisites of this course.](#)

Training Experience:

- Training Planning Call (sold per Training Engagement)
- PPTX in editable format (Standard)
- Interactive training session delivered by an Intelex Training Specialist
- Recording of the session (remote-only)

Key Learning Objectives:

- Understand the various functionalities of lookup fields and how they operate
- Explore different customization options to tailor lookup fields to specific needs
- Discover how to strategically apply lookup fields across the Intelex platform for enhanced data management
- Acquire skills to efficiently configure and manage lookup fields to maintain data consistency and accuracy
- Learn practical insights and best practices to optimize the use of lookup fields and streamline data entry processes

Knowledge Check! Can you confidently finish the sentence “I can” using the phrases below?

- Explain the functionalities and benefits of lookup fields within the Intelex interface
- Customize lookup fields to meet specific needs and requirements
- Strategically apply lookup fields across the Intelex platform to enhance data management
- Efficiently configure and manage lookup fields to ensure data consistency and accuracy
- Implement best practices and practical insights to streamline data entry processes

If 1 or more of these are left unchecked, consider purchasing Understanding Lookup Field training

V6 Application Training

Type: Platform

Audience: System Administrators


Duration: 2 Hours (typically)

[Please click here to review prerequisites of this course.](#)

Training Experience:

- Training Planning Call (sold per Training Engagement)
- PPTX in editable format (Standard)
- Interactive training session delivered by an Intelex Training Specialist
- Recording of the session (remote-only)

Key Learning Objectives:

- Ability to navigate the application (from various viewpoints)
 - Understand the security groups and location roles the application leverages
 - Understand the application workflow(s)
 - Ability to create records and run them through the workflow
 - Understand and identify who is responsible for task completion throughout the workflow
 - Create, modify, or maintain front-end application settings (Ex. settings tab)
- 
- A decorative graphic consisting of two overlapping light blue circles. The smaller circle is on the left, and the larger circle is on the right, partially overlapping the smaller one.

Knowledge Check! Can you confidently finish the sentence “I can” using the phrases below?

- Quickly and confidently navigate to specific pages or records within my application
- Put specific users in the correct security group or location role based on desired interaction type
- Explain the possible paths records in my application can take based on the configured workflow(s)
- Accurately identify what needs to be entered / completed to move a record through the workflow along with who is responsible
- Manage or modify front-end application settings along with how these settings impact the usage of the application

If 1 or more of these are left unchecked, consider requesting an application training scoping call to speak with an Intellex Training Specialist about your application training needs .



V6 EHS Incident Management: The Body Map

Type: Platform

Audience: System Administrators

Duration: 1 Hour

[Please click here to review prerequisites of this course.](#)

Training Experience:

- Training Planning Call (sold per Training Engagement)
- PPTX in editable format (Standard)
- Interactive training session delivered by an Intelex Training Specialist
- Recording of the session (remote-only)

Key Learning Objectives:

- Understanding general navigation of the EHS Incident Management Application
- Ability to identify the security groups/person responsible that can interact with the body map within the workflow
- Ability to identify the security groups that can interact with the body map within the settings tab
- Clear understanding of the difference between the body map within the settings tab and within the workflow
- Demonstration and interaction of body map grid within the workflow
- Demonstration and interaction of how to maintain and add injuries/illnesses within the settings tab
- Understanding the Data import process within the setting tab

**Knowledge Check! Can you confidently finish the sentence “I can”
using the phrases below?**

- Navigate to the EHS Incident Management application and locate where body mapping is configured within the setting tab.
- Update, create, or import injury/illnesses within the settings tab.
- Find the body map within the injury/illness workflow.
- Report injury/illness information via the body part map within an incident report

If 1 or more of these are left unchecked, consider purchasing V6 EHS Incident Management: The Body Map



V6 External Database Integration System (EDIS)

Type: Platform

Audience: System Administrators

Duration: 2 Hours

[Please click here to review prerequisites of this course.](#)

Training Experience:

- Training Planning Call (sold per Training Engagement)
- PPTX in editable format (Standard)
- Interactive training session delivered by an Intelex Training Specialist
- Recording of the session (remote-only)

Key Learning Objectives:

- Transform employee data into employee records
- Populate the EDIS Import Template
- Implement the import process to the Staging Table
- Automate a Run EDIS Schedule

Knowledge Check! Can you confidently finish the sentence “I can” using the phrases below?

- Explain the difference between a Data Source, Data Staging Table, and the Employee Object
- Recall the mandatory field requirements to create an employee vs. user in the Intelex platform, and where to find them in the Intelex platform
- Format mandatory field requirements in the Data Source to be both correctly read by the Data Staging Table and EDIS
- Differentiate EDIS Process Settings and identify when to select which setting
- Complete and troubleshoot the EDIS Estimation and Run EDIS processes
- Complete the steps and provide information required for a Scheduled Data Import
- Locate and reassign archived tasks after EDIS archives an employee

If 1 or more of these are left unchecked, consider purchasing V6 External Database Integration System (EDIS).

V6 Translations

Type: Platform

Audience: System Administrators

Duration: 1.5 Hours

[Please click here to review prerequisites of this course.](#)

Training Experience:

- Training Planning Call (sold per Training Engagement)
- PPTX in editable format (Standard)
- Interactive training session delivered by an Intelex Training Specialist
- Recording of the session (remote-only)

Key Learning Objectives:

- Transform system content into culturally accurate translations
- Populate the Translation Template
- Implement the import process to the Translation Staging Table
- Utilise the Translations workbench

Knowledge Check! Can you confidently finish the sentence “I can” using the phrases below?

- Perform in application translations
- Translate the Incident management body map
- Locate and navigate to the Translations area in the Intelex platform
- Explain the difference between Application Translations, Translation workbench and In-Culture Translations
- Identify which areas of the system are non-Translatable
- Correctly Translate the Incident Management Body map
- Use in-culture Translations
- Use the Translations Workbench
- Use Application Translations to translate entire applications

If 1 or more of these are left unchecked, consider purchasing V6 Mastering Translations.

V6 Data Imports

Type: Platform

Audience: System Administrators

Duration: 2 Hour

[Please click here to review prerequisites of this course.](#)

Training Experience:

- Training Planning Call (sold per Training Engagement)
- PPTX in editable format (Standard)
- Interactive training session delivered by an Intelix Training Specialist
- Recording of the session (remote-only)

Key Learning Objectives:

- Learn how to create an import template
- Master populating the data import template accurately
- Understand how to bring external data into the system quickly and easily
- Gain skills to run the import process efficiently
- Develop troubleshooting techniques for import errors
- Explore how to set up scheduled imports for automation
- Execute a complete import cycle from start to finish

Knowledge Check! Can you confidently finish the sentence “I can” using the phrases below?

- Create an import template.
- Accurately populate the data import template.
- Bring external data into the system quickly and easily.
- Run the import process efficiently.
- Troubleshoot and resolve import errors.
- Set up scheduled imports for automation.
- Execute a complete import cycle from start to finish.

If 1 or more of these are left unchecked, consider purchasing V6 Data Imports



Prerequisites Per Course

Listed below are the courses available. Please take note of important considerations such as "Avoid Pairing" and "Recommended but not required" to optimize your learning journey for both you and your team

V6 System Overview & Concepts

Prerequisites:

- No Prerequisites

V6 System Administration One

Prerequisites:

- FREE V6 System Overview & Concepts <http://go.intellex.com/intellex-system-intro>

V6 System Administration Two

Prerequisites:

- FREE V6 System Overview & Concepts <http://go.intellex.com/intellex-system-intro>
- System Administration One

V6 Toolbars & Branding

Prerequisites:

- FREE V6 System Overview & Concepts <http://go.intellex.com/intellex-system-intro>
- System Administration One

Avoid Pairing:

Avoid pairing V6 Toolbars and Branding with System Administration Two, as they inherently cover the same material. Opting for the Toolbars and Branding course alone is ideal for looking for a refresher on the topic without attending the two-hour System Administration Two training that covers other topics; thus, offering a targeted refresher on Toolbars and Branding

V6 My Tasks Summary

Prerequisites:

- FREE V6 System Overview & Concepts <http://go.intellex.com/intellex-system-intro>
- System Administration One

Recommended but not required:

- V6 User Access

V6 Notifications:

Prerequisites:

- FREE V6 System Overview & Concepts <http://go.intellex.com/intellex-system-intro>
- System Administration One

Do not need System Administration Two (Or Toolbars & Branding) in Order to take the V6 Notifications Course

V6 User Access

Prerequisites:

- FREE V6 System Overview & Concepts <http://go.intellex.com/intellex-system-intro>
- System Administration One

V6 Introduction to Reporting

Prerequisites:

- FREE V6 System Overview & Concepts <http://go.intellex.com/intellex-system-intro>
- System Administration One

Recommended but not required:

- V6 User Access

V6 Advanced Reporting

Prerequisites:

- FREE V6 System Overview & Concepts <http://go.intellex.com/intellex-system-intro>
- System Administration One
- Introduction to Reporting

Recommended but not required:

- V6 User Access

V6 Report Object Selection:

Prerequisites:

- FREE V6 System Overview & Concepts <http://go.intellex.com/intellex-system-intro>
- System Administration One
- Introduction to Reporting

V6 Report Field Tips & Tricks

Prerequisites:

- FREE V6 System Overview & Concepts <http://go.intellex.com/intellex-system-intro>
- System Administration One
- Introduction to Reporting
- V6 Dashboards & Homepages



V6 Dashboards & Home Pages

Prerequisites:

- FREE V6 System Overview & Concepts <http://go.intellex.com/intellex-system-intro>
- System Administration One
- Introduction to Reporting

Recommended but not required:

- V6 User Access

V6 Effective Dashboards:

Prerequisites:

- FREE V6 System Overview & Concepts <http://go.intellex.com/intellex-system-intro>
- System Administration One
- Introduction to Reporting
- V6 Dashboards & Home Pages*

Recommended but not required:

- V6 User Access

*While completing V6 Dashboards and Home Pages is a prerequisite for maximizing the value of the V6 Effective Dashboards course, they don't necessarily need to be bundled together. In fact, if you have prior training in Dashboarding and Home Pages (perhaps in an earlier implementation) and feel reasonably proficient with the concepts, opting for the V6 Effective Dashboards is the optimal choice to elevate your skill set. However, if you lack exposure to Dashboarding and Home Pages, it is crucial to prioritize the V6 Dashboards and Home Pages course initially and then follow the course up with Effective Dashboards.

V6 Data Widget Overview & Interaction

Prerequisites:

- FREE V6 System Overview & Concepts <http://go.intellex.com/intellex-system-intro>
- System Administration One
- Introduction to Reporting

This course serves as a refresher specifically for a smaller concept covered in the V6 Dashboards & Home Pages training. For a comprehensive understanding of creating Dashboards or Home Pages, enrolling in the V6 Dashboards & Home Pages training is recommended. Nevertheless, if you've previously taken this course and are seeking a refresher solely for understanding how Data Widgets operate, the ideal choice is the V6 Data Widget Overview and Interaction course

V6 Dashboard Slicers Overview & Interaction

Prerequisites:

- FREE V6 System Overview & Concepts <http://go.intellex.com/intellex-system-intro>
- System Administration One
- Introduction to Reporting

This course serves as a refresher specifically for a smaller concept covered in the V6 Dashboards & Home Pages training. For a comprehensive understanding of creating Dashboards or Home Pages, enrolling in the V6 Dashboards & Home Pages training is recommended. Nevertheless, if you've previously taken this course and are seeking a refresher solely for understanding how Data Widgets operate, the ideal choice is the V6 Data Widget Overview and Interaction course



V6 Application Builder Series

Prerequisites:

- FREE V6 System Overview & Concepts <http://go.intelx.com/intelx-system-intro>
- System Administration One
- V6 Notifications OR System Administration Two

Recommended but not required:

- V6 Application Training
- V6 User Access

V6 Mobile Application Builder (Add-On)

Prerequisites:

- FREE V6 System Overview & Concepts <http://go.intelx.com/intelx-system-intro>
- System Administration One
- V6 Notifications OR System Administration Two
- V6 Application Builder

Recommended but not required:

- V6 Application Training
- V6 User Access

V6 Introduction to Settings Configuration

Prerequisites:

- FREE V6 System Overview & Concepts <http://go.intellex.com/intellex-system-intro>
- System Administration One
- V6 Notifications OR System Administration Two
- V6 Application Builder

Recommended but not required:

- V6 Application Training
- V6 User Access

V6 Introduction to PIE

Prerequisites:

- FREE V6 System Overview & Concepts <http://go.intellex.com/intellex-system-intro>
- System Administration One

Recommended but not required:

- V6 Application Training
- V6 Application Builder


V6 Introduction to Merge Templates

Prerequisites:

- FREE V6 System Overview & Concepts <http://go.intellex.com/intellex-system-intro>
- System Administration One

Recommended but not required:

- V6 Application Training
- V6 Application Builder



V6 Understanding of Lookup Fields

Prerequisites:

- FREE V6 System Overview & Concepts <http://go.intellex.com/intellex-system-intro>
- System Administration One

Recommended but not required:

- V6 Application Training

V6 Application Training

Prerequisites:

- FREE V6 System Overview & Concepts <http://go.intellex.com/intellex-system-intro>
- System Administration One
- V6 Notifications OR System Administration Two

Recommended but not required:

- V6 Application Training
- V6 User Access

V6 EHS Incident Management: The Body Map

Prerequisites:

- FREE V6 System Overview & Concepts <http://go.intellex.com/intellex-system-intro>
- System Administration One
- V6 Notifications OR System Administration Two
- V6 EHS Incident Management

Recommended but not required:

- V6 User Access

V6 External Database Integration System (EDIS)

Prerequisites:

- System Administration One or User Access

V6 Translations

Prerequisites:

- System Administration One

Recommended but not required:

- V6 User Access

V6 Data Imports

Prerequisites:

- System Administration One

Recommended but not required:

- V6 User Access

Prerequisites Learning Path

If you and your team are considering taking all the courses within a Learning Path, you may prefer a concise listing of prerequisites and recommendations. Please refer to the list below for details.

Taking all Path 1 - I'm New Here (NEW)

Prerequisites:

- FREE V6 System Overview & Concepts <http://go.intellex.com/intellex-system-intro>

Taking all Path 2 – Data-Focused (NEW)

Prerequisites:

- FREE V6 System Overview & Concepts <http://go.intellex.com/intellex-system-intro>
- V6 System Administration One

Recommended but not required:

- V6 User Access

Completing the V6 Dashboards and Home Pages course provides a solid foundation for the V6 Effective Dashboards course, but they don't have to be taken together. If you already have experience with dashboards and home pages—perhaps from a previous implementation—you can take Effective Dashboards on its own. However, if you're new to these concepts, start with Dashboards and Home Pages before moving on to Effective Dashboards. Bundling doesn't mean you must complete every course, so review each description carefully to ensure it fits your needs and your team's.

Taking all Path 3 – Refresher (REFRESH)

Prerequisites:

- FREE V6 System Overview & Concepts <http://go.intellex.com/intellex-system-intro>
- V6 System Administration One

Taking all Path 4 – Configuration-Focused (CONFIG)



Prerequisites:

- FREE V6 System Overview & Concepts <http://go.intellex.com/intellex-system-intro>
- V6 System Administration One

Recommended but not required:

- V6 User Access
- Application Training

Please bear in mind that while it's not mandatory for you and your team to complete every single course in this path, it's essential to understand the specific prerequisites for each course. The V6 Application Builder consists of a comprehensive 5-part training series. Additionally, there's an optional extension to this course known as V6 Mobile, which would expand the series to 6 courses. It's important to note that V6 Mobile cannot be purchased separately; it must always be bundled with the Application Builder if desired



Interested in scheduling training or learning more?

Please reach out to the Training Team to request a training, schedule a scoping call or to raise any training-related questions. More detailed course summaries and agendas are available for all platform type courses.

training@intelex.com

We offer the flexibility of delivering our courses either onsite at your location or through online sessions. Further, pricing for online training and remote training differ.



INTELEX

www.intelex.com

For over 30 years, Intelex has been making a difference in the world by helping our 1,400 customers achieve safer, more sustainable operations. Our web and mobile solutions streamline and simplify environmental, safety, quality and risk management, empowering organizations to meet the challenges of an increasingly complex marketplace while minimizing negative social, environmental and human impacts. Intelex is proud to be an operating company of Fortive Corporation, which provides strength in numbers, strength in skills and perspectives and strength in our shared conviction to make an impact.